

Sentinel Power Green



SOHO



DATACENTRE



E-MEDICAL



INDUSTRY



TRANSPORT



EMERGENCY



ONLINE



Tower



1:1 6 kVA

1:1 **3:1** 8-20 kVA



USB plug



Energy share



Service 1st start

HIGHLIGHTS

- **Small footprint**
- **Power factor 0,9**
- **High efficiency 97%**
- **Parallelable 2+1**
- **Simplified installation**
- **High quality output voltage**

Sentinel Power Green is the ideal solution for protecting IT systems, telecommunications equipment and mission critical systems such as safety devices, ensuring maximum power reliability. Sentinel Power Green is designed and built using state-of-the-art technology and components to provide maximum protection to the powered loads with no impact on downstream systems and optimised energy savings.

The series includes 6 kVA single/single-phase and 8-20 kVA single/single-phase and three/single-phase models with on-line double conversion technology (VFI):

the load is powered continuously by the inverter which supplies a sinusoidal voltage, filtered and stabilised in terms of form and frequency.

Input and output filters provide significant further immunity from mains disturbances and lightning strikes.

In terms of technology and performance, Sentinel Power Green is one of the best UPS available on the market today: selectable Economy Mode and Smart Active Mode functions; custom diagnostics LCD display, RS232 and USB interfaces with Powershield³ software, ESD input, interface slot with optional boards.

High UPS reliability

- Total microprocessor control.
- Interruption-free static and manual bypass.
- Specifications guaranteed up to 40°C (the components are designed to work at high temperatures and thus are subject to less stress at normal temperatures).

Parallelable

Parallel configuration of 3 units for (2+1) redundant or power parallel system. The UPS continue to operate in parallel even if the connection cable is interrupted (Closed Loop).

Operating mode selection

The operating mode can be programmed via software or manually via the front display panel.

- **On line:** double conversion Mode: for critical applications.
- **Economy Mode:** to increase efficiency (up to 98%), allows for the selection of Line Interactive technology (VI) to power low priority loads from the mains supply.
- **Smart Active:** the UPS automatically decides upon the operating mode (VI or VFI) based on the quality of the mains power supply.
- **Emergency:** the UPS can be selected to function only when the mains power supply fails (emergency only mode).
- **Frequency converter** operation (50 or 60 Hz).

High quality output voltage


- Even with non-linear loads (IT loads with a crest factor of up to 3:1).
- High short circuit current on bypass.
- High overload capacity: 150% by inverter (even with mains failure).
- Filtered, stabilised and reliable voltage (double conversion on-line technology - VFI compliant with EN62040-3), with filters for the suppression of atmospheric disturbances.
- Power factor correction: UPS input power factor close to 1 and sinusoidal current uptake.

Simplified installation

- UPS can be installed on a single-phase or three-phase distribution network.
- Output terminal board + 2 IEC sockets for powering local consumers (computers, modems, etc.).
- Simplified positioning (built-in castors).

High battery reliability

- Automatic and manual battery test.
- Proper battery care is critical to ensuring



correct UPS operation in emergency conditions. The Riello UPS battery care system consists of a series of features and capabilities to optimise battery management and obtain the best performance and operating life possible.

- Unlimited extendible runtime using matching Battery Boxes.
- The batteries do not cut in during mains failures of <40 ms (high hold up time) or when the input supply is between 84 V to 276 V.

Low impact on the mains

Sinusoidal uptake of input current on single-phase/single-phase series.


Other features

- Advanced diagnostics: status, measurements and alarms available on custom LCD display.
- Low noise (<40 dBA): can be installed in any environment thanks to its high frequency switching inverter and PWM load-dependent digitally controlled fan (>20 kHz, value above audible range).

- Auto restart (automatic when mains supply is restored, programmable via software or display panel).
- Emergency function: the UPS can be selected to function only when the mains power supply fails (emergency lights).
- Back-feed protection standard: to prevent energy from being fed back to the network.
- UPS digital updating (flash upgradeable).

Advanced communications

- Compatible with Riello UPS TeleNetGuard remote monitoring.
- Advanced multi-platform communications for all operating systems and network environments: PowerShield³ monitoring and shutdown software for Windows operating systems 8, 7, Hyper-V, 2012, 2008, and previous versions, Mac OS X, Linux, VMWare ESXi, Citrix XenServer and other Unix operating systems.
- RS232 serial and USB ports.
- Plug and play function.
- Slot for installation of communications boards.



OPTIONS

SOFTWARE

PowerShield³
PowerNetGuard

ACCESSORIES

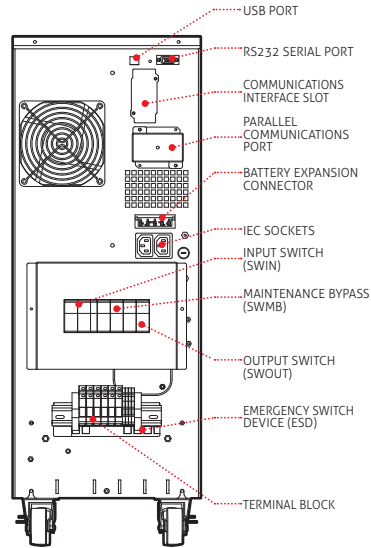
NETMAN 204
MULTICOM 302
MULTICOM 352
MULTICOM 372
MULTICOM 382
MULTICOM 401
MULTI I/O
Interface kit AS400
MULTIPANEL
RTG 100
Manual Bypass MBB 100 A

PRODUCT ACCESSORIES

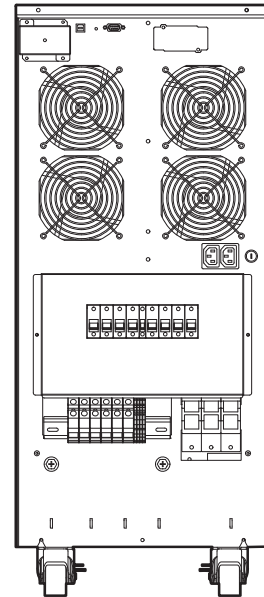
Isolation transformer module (hlp)
mm/kg: 500 x 400 x 265 / 80
(only for 5000-6000 VA models)

DETAILS

SPM 6 - SPH 8 - SPH 10 SPH 10 ER



SPH 15 - SPH 20 - SPH 20 ER



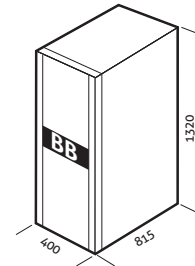
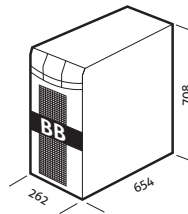
BATTERY BOX

MODELS

BB SPM 180-A3 / BB SPM 180-M1
BB SPH 240-A3 / BB SPH 240 M1

BB MST 1320 480

Dimensions
(mm)



MODELS	SPM 6	SPH 8	SPH 10	SPH 10 ER	SPH 15	SPH 20	SPH 20 ER
POWER	6000 VA/ 5400 W	8000 VA/ 6400 W	10000 VA/ 9000 W	10000 VA/ 9000 W	15000 VA/ 13500 W	20000 VA/ 18000 W	20000 VA/ 18000 W
INPUT							
Nominal voltage	220-230-240 Vac 1 ph	220-230-240 Vac 1 ph / 380-400-415 Vac 3 ph + N					
Minimum voltage without battery intervention	176 Vac @ 100% load / 110 Vac @ 50% load						
Maximum operating voltage	276 Vac						
Nominal frequency	50/60 Hz ±10 Hz						
BYPASS							
Voltage tolerance	160 - 276 Vac (selectable in Economy Mode or Smart Active Mode)						
Frequency tolerance	Selected frequency ±10%						
Overload Times	125% for 1 min, 150% for 10 seconds						
OUTPUT							
Nominal voltage	220-230-240 Vac selectable						
Voltage distortion	< 2% with linear load / < 5% with non-linear load						
Current distortion	3 %						
Frequency	50/60 Hz selectable or with automatic selection						
Static variation	± 1,5 %						
Dynamic variation	≤ 5% in 20 ms						
Waveform	Sinusoidal						
Crest factor	≥ 3 : 1						
BATTERIES							
Type	VRLA AGM maintenance-free lead based						
Recharge time	6-8 hours						
Recharge current (only for ER versions)	n.a.		8 A		n.a.		8 A
OTHER FEATURES							
Net weight (kg)	63	78	84	28	146	157	48
Gross weight (kg)	77	92	98	42	164	175	66
Dimensions (WxDxH) (mm)	262 x 654 x 708				350 x 731 x 818		
Packaged dimensions (WxDxH) (mm)	720 x 428 x 970				870 x 475 x 1075		
Smart Active efficiency	up to 98%						
Protections	Overcurrent - short-circuit - overvoltage - undervoltage - temperature - excessive low battery						
Communications	USB / RS232 + slot for communications interface						
Parallel	max. 2 units in parallel with optional kit						
Input plugs	Terminal block						
Output sockets	Terminal block + 2 IEC 320 C13						
Standards	EN 62040-1 EMC EN 62040-2 Directives 2006/95/EC - 2004/108 EC EN 62040-3						
Operating temperature	0 °C / +40 °C						
Relative humidity	< 95% non-condensing						
Colour	Dark grey RAL 7016						
Noise level at 1 m (ECO Mode)	< 40 dBA						
Moving the UPS	castors						

The information in this document is subject to change without notice. Riello UPS assumes no responsibility for any errors that may appear in this document. DATSPHB1145EREN

www.ups-riello.com



RPS SpA - Riello Power Solutions - Member of the Riello Elettronica Group
 Viale Europa, 7 - 37045 Legnago (Verona) - ITALY | www.riello-ups.com
 Tel: +39 0442 635811 - Fax: +39 0442 629098 | riello@riello-ups.com